







SoftechHD™



Welcome to SoftechHD™

-  Patented bi-aspheric design
-  Square edge technology
-  Greater precision due to 0.25 dioptre increments
-  Combined with tighter manufacturing dioptre tolerances within +/-0.11D
-  Designed to address spherical aberration and defocus
-  Long term in the bag stability
-  FDA approved

Achieve premium outcomes for standard cataract patients with SoftechHD™

The SoftechHD™ range of monofocal IOL's delivers excellent visual outcomes for cataract patients by combining smaller dioptre increments of 0.25D with Lenstec's superior manufacturing processes. Providing clinicians with the greatest predictability for achieving closer to intended target refraction for patients, with no change to surgical technique or pre/post-operative work.

In addition, SoftechHD™ has been shown to significantly improve depth of field and decrease critical print size required for reading, compared to standard monofocal IOL's

The SoftechHD™ lens is
 Click Compatible



Find out more at lenstecuk.com

What makes SoftecHD™ more accurate compared to the competition? As a clinician, are you aware that ISO industry standards for quality assurance allow for a differential in actual intraocular lens power versus the box labelled power? This is often referred to as lens tolerance or variance.

All IOL companies manufacture to this ISO standard, which may be as much as +/-0.4D in the mid-range. Lenstec's superior manufacturing processes which exceed the ISO industry standards for lens power tolerance v's actual lens power to only +/-0.11D address this issue. Manufacturing IOLS to be the most accurate lenses globally.

Patient Need: 24.25D	Lens Power	Tolerance	Maximum Variance
Industry Standard IOL	24.00D	±0.4D*	0.65D
ONLY SoftecHD™	24.25D	±0.11D	0.11D
Industry Standard IOL	24.50D	±0.04D*	0.65D

* Established by the International Organization for Standardization (ISO) and the American National Standards Institute (ANSI).

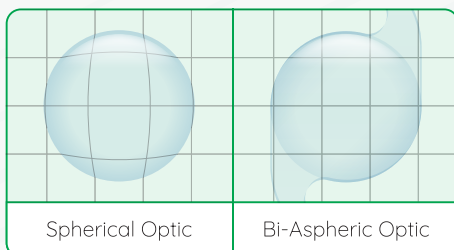
Unmatched Design: The only standard IOL made to address spherical aberration and defocus

The SoftecHD™ is the only IOL designed to address both Spherical Aberration and Defocus. Defocus is a more significant aberration than Spherical Aberration.¹



Bi-aspheric zero aberration design –

- Addresses the issue of spherical aberration inherent in conventional monofocal spherical IOL's by adjusting the optic with patented design on both anterior and posterior surfaces.
- Less sensitive to decentration or tilt.^{3,4}
- Ideal for all corneal profiles.³
- Provides enhanced depth of vision.²



Studies have shown that aspheric IOL's provide patients with significant optical benefits over traditional spherical surface IOL's.^{1,3,5}

Technical Specifications

Optic Size:	5.75mm
Optic Type:	Bi-aspheric
Length:	12.00mm
Haptic Style:	Modified C
Angulation:	0 Degrees
Positioning Holes:	0
Construction:	1 Piece
Optic Material:	Acrylic (26% Water Content)

A Constant and A/C Depth figures shown are strictly guidelines for the calculation of implant power. Lenstec recommends that surgeons develop their own values based on technique, measuring equipment, and desired postoperative results.

Constants (Optical Interferometry)*

Immersion:	A = 118.3
SRK/T:	A = 118.3
Holladay1:	sf = 1.39
Hoffer Q:	pACD = 5.14

*i.e. Using IOL Master, LENSTAR Optical Biometers

Diopetre Steps

Whole:	+5.00 to +36.00
Half:	+10.50 to +29.50
Quarter:	+15.00 to +25.00

References 1. Thibos L, Hong X, Bradley A, Chang X. Statistical variation of aberration structure and image quality in a normal population of healthy eyes. J Opt Soc Am A Opt Image Sci Vis 2002; 19(12): 2329-48. » 2. Craig JP, Shah S, Wolffsohn JS. Clinical evaluation of the Softec HD aberration-free aspheric intraocular lens. Clin Experiment Ophthalmol 2011; 39(3): 281-3. » 3. Sarver E. Theoretical optical performance of an equal conic intraocular lens and comparison to spherical and aspheric IOLs. AAO Presentation 2005 » 4. Johansson B1, Sundelin S, Wikberg-Matsson A, et al. Visual and optical performance of the Akreos Adapt Advanced Optics and Tecnis Z9000 intraocular lenses: Swedish multicenter study. J Cataract Refract Surg 2007; 33(9): 1565-72. » 5. Nanavaty MA1, Spalton DJ, Boyce J, et al. Wavefront aberrations, depth of focus, and contrast sensitivity with aspheric and spherical intraocular lenses: fellow eye study. J Cataract Refract Surg 2009; 35(4): 663-71. » 6. Zudans JV, Desai NR, Trattler WB. Comparison of prediction error: labeled versus unlabeled intraocular lens manufacturing tolerance. J Cataract Refract Surg 2012; 38(3): 394-402.