




1/4  
DIOPTER



We achieve  
premium outcomes  
for standard  
cataract patients.



Designed to be the World's Most Accurate,  
Bi-Aspheric IOL:

- » Greater precision due to 1/4 diopter increments
- » Patented bi-aspheric design with square edge technology
- » Tighter manufacturing diopter tolerance within +/- 0.11 D
- » Designed to address spherical aberration and defocus





## Softec HD Technical Specifications†

<b>Optic Size</b>	5.75 mm
<b>Optic Type</b>	Equal Conic Bi-aspheric
<b>Length</b>	12.00 mm
<b>Haptic Style</b>	Modified C
<b>Angulation</b>	0 Degrees
<b>Positioning Holes</b>	0
<b>Construction</b>	1 Piece
<b>Optic Material</b>	Acrylic Hydrophilic

†The A-Constant and ACD values printed are estimates only. It is recommended that the surgeon determine his or her own values based on their individual clinical experience.

## Constants (Optical Interferometry):\*

<b>Immersion</b>	A= 118.3
<b>SRK/T</b>	A = 118.3
<b>Holladay1</b>	sf = 1.39
<b>Hoffer Q</b>	pACD = 5.14

\*i.e. Using IOL Master, LENSTAR Optical Biometers

## Diopter Steps

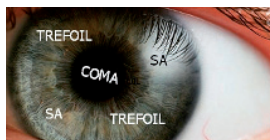
<b>Whole</b>	+5.00 to +36.00
<b>Half</b>	+10.50 to +29.50
<b>Quarter</b>	+15.00 to +25.00

## Softec HD - When it comes to power, what you see is definitely not what you get with standard IOLs.

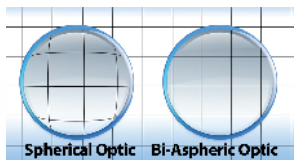
**Softec HD New Gold Standard:** 0.11 D Tolerance - 3x More Precise! Optical Prescription Selection and Tolerance Example: eye requires 24.25 D Prescription to achieve optimal vision.

Industry Standard IOL			Softec HD IOL		
Lens Prescription	Allowed Tolerance	Max. Variance for a standard IOL in an eye that requires a 24.25D lens is <b>0.65D</b> . (smaller number is better)	Lens Prescription	Allowed Tolerance	Max. Variance for a Softec HD IOL in an eye that requires a 24.25D lens is <b>0.11D</b> . (smaller number is better)
24.00	±0.4		24.00	±0.11	
			24.25	±0.11	
24.50	±0.4		24.50	±0.11	
			24.75	±0.11	

**The Softec HD, Softec HDO, and Softec HDM are the only IOLs designed to address both Spherical Aberration and Defocus.** Defocus is a more significant aberration than Spherical Aberration.<sup>1</sup>



**Bi-Aspheric Equal Conic Zero aberration IOL.** Softec HD addresses the issue of spherical aberration inherent in conventional monofocal spherical IOLs by adjusting the optic with a patented design on both the anterior and posterior surfaces.



Studies have shown that Aspheric IOLs provide patients with significant optical benefits over traditional spherical surface IOLs.<sup>1,3,5</sup>

Softec HD "Zero" Aberration:

- » Equal Conic Bi-Aspheric
- » Less sensitive to decentration or tilt<sup>3,4</sup>
- » Ideal for all corneal profiles<sup>3</sup>
- » Enhanced depth of vision<sup>2</sup>

**Significant Outcomes.** The Softec HD has been shown to help achieve refractive outcomes closer to intended<sup>6</sup>, significantly improve depth of field and decrease critical print size required for reading<sup>2</sup>, compared to a standard monofocal IOL.

## Proven quality - FDA approved

Lenstec is one of eight companies in the world approved by FDA (Food and Drug Administration) to sell intraocular lenses in the U.S. market. All products have CE certificate, are approved by BSI (British Standards Institute) and are ISO quality system certified.

Stability of the biomaterial from which the intraocular Lenstec lenses are made, is proven by a long term study and confirmed by millions of implanted lenses worldwide.

1. Tibbos L, Hong X, Bradley A, Chang X. Statistical variation of aberration structure and image quality in a normal population of healthy eyes. *J Opt Soc Am A Opt Image Sci Vis* 2002; 19(12): 2329-48. » 2. Craig JP, Shah S, Wolffsohn JS. Clinical evaluation of the Softec HD aberration-free aspheric intraocular lens. *Clin Experiment Ophthalmol* 2011; 39(3): 281-3. » 3. Sarver E. Theoretical optical performance of an equal conic intraocular lens and comparison to spherical and aspheric IOLs. AAO Presentation 2005 » 4. Johansson B1, Sundelin S, Wikberg-Matsson A, et al. Visual and optical performance of the Akreos Adapt Advanced Optics and Tecnis Z9000 intraocular lenses: Swedish multicenter study. *J Cataract Refract Surg* 2007; 33(9): 1565-72. » 5. Nanavaty MA1, Spalton DJ, Boyce J, et al. Wavefront aberrations, depth of focus, and contrast sensitivity with aspheric and spherical intraocular lenses: fellow eye study. *J Cataract Refract Surg* 2009; 35(4): 663-71. » 6. Zudans JV, Desai NR, Trattler WB. Comparison of prediction error: labeled versus unlabeled intraocular lens manufacturing tolerance. *J Cataract Refract Surg* 2012;38(3):394-402.

### World Headquarters

Lenstec, Inc.  
1765 Commerce Ave. N.  
St. Petersburg, FL 33716  
USA

Tel: 727-571-2272  
Fax: 727-571-1792  
Email: lenstec@lenstec.com

### Lenstec Barbados

Lenstec Barbados Inc.  
Airport Commercial Centre  
Pilgrim Road, Christ Church  
BARBADOS BB17092

Tel: 246-420-6795  
Fax: 246-420-6797  
Email: lenstecbarbados@lenstec.com

### Lenstec UK

Lenstec Barbados Inc.  
Lenstec House  
Unit 8, Mariner Court  
Calder Park, Wakefield  
West Yorkshire WF4 3FL  
England

Tel: +44 (0)1924 382 678  
Fax: +44 (0)1924 850 454  
Email: lenstecuk@lenstec.com



www.lenstec.com